











KS1 - Year One

Learning Timetable - Suggested Timings and Ideas of What to Do with your child

Morning			Afternoon					
Compulsory Learning			Recommended Learning			Optional		
Monday	<p>8:30-9:30 Registration Email your teacher 'Good Morning'</p> <p>Work out with Joe</p>	<p>Maths Click on the link below. (Then click on Summer Wk 8) Watch the video and solve the problems. Lesson 1 - Make Arrays</p> <p>Worksheets Answers</p>	<p>Break Time</p>	<p>English-Science Tree Information Lesson 1 - Respect</p>	<p>Lunch Time</p>	<p>Reading to an Adult Oxford Owl Ebooks</p>	<p>Click on the link to practise</p>  <p>Lesson 1 - Capital Letters</p>	<p>This week we celebrate London Maths Week!</p>  <p>Click on the link below and have a go at solving the problem each day. Tower Challenge</p>
Tuesday	<p>8:30-9:30 Registration Email your teacher 'Good Morning'</p> <p>Work out with Joe</p>	<p>Maths Click on the link. (Then click on Summer Wk 8) Watch the video and solve the problems. Lesson 2 - Make Doubles</p> <p>Worksheets Answers</p>	<p>Break Time</p>	<p>English-Science Lesson 2 - Empathy</p>	<p>Lunch Time</p>	<p>Reading to an Adult Oxford Owl Ebooks</p>	<p>Click on the link to practise</p>  <p>Lesson 2 - Capital Letters and Proper Nouns</p>	 <p>More Maths!</p>
Wednesday	<p>8:30-9:30 Registration Email your teacher 'Good Morning'</p> <p>Work out with Joe</p>	<p>Maths Click on the link. (Then click on Summer Wk 8) Watch the video and solve the problems. Lesson 3 - Make Equal Groups - Sharing</p> <p>Worksheets Answers</p>	<p>Break Time</p>	<p>English-Science Lesson 3 - Identification Chart</p>	<p>Lunch Time</p>	<p>Reading to an Adult Oxford Owl Ebooks</p>	<p>Click on the link to practise</p>  <p>Lesson 3 - Capital Letters and I</p>	 <p>Bottle Top Shapes</p>

Thursday	<p>8:30-9:30 Registration Email your teacher 'Good Morning'</p> <p>Work out with Joe</p>	<p>Maths Click on the link. (Then click on Summer Wk 8) Watch the video and solve the problems. Lesson 4 - Make Equal Groups - Grouping</p> <p>Worksheets Answers</p>	Break Time	<p>English-Science Lesson 4 - Tree Poster</p>	Lunch Time	Reading to an Adult Oxford Owl Ebooks	<p>Click on the link to practise</p>  <p>Lesson 4 - Capital Letters in Sentences</p>	 <p>Noah and the Legs Problem</p>
Friday	<p>8:30-9:30 Registration Email your teacher 'Good Morning'</p> <p>Work out with Joe</p>	<p>Maths Click on the link. (Then click on Summer Wk8) Watch the video and solve the problems. Lesson 5 - Friday Challenge!</p>	Break Time	<p>English Practise five – ten spellings from your list in your planner and then put them into sentences. Aim to use your neatest handwriting.</p> <p>Pobble Don't forget to use cursive writing!</p>	Lunch Time	Reading to an Adult Oxford Owl Ebooks	<p>Click on the link to practise</p>  <p>Lesson 5 - Capital Letters - Fix It!</p>	 <p>The Amazing Splitting Plant</p>

Additional Learning Resources that families may want to engage with:

Oxford Owl for reading, spelling and maths:

- Time to read! Why not read one of the e-books from the book library. Log in to choose a book. You can read a wider range of books and select one for your age band or challenge yourself with one above. **Use the log in and password details sent via parent mail.** There is also extra spelling and grammar practice too!

Click: <https://www.oxfordowl.co.uk/>

- Select log in

- When the website opens, select "My class login"



Enter username and password and choose from options available to read an e-book

- Practise spellings! To access the spellings please click the link below and then follow these steps.

Click: <https://www.oxfordowl.co.uk/> and then click

- My Class Login.
- Read, Write Inc Spelling
- Extra Practice Zone
- Year Group
- Click on 'Activity' to open up a spelling rule. Practise one spelling rule each time.

Pobble 365 - for Creative writing:

- Why not escape from your daily routine and immerse yourself into an imaginary world! Use the fantastic pictures in the Pobble 365 link below to write your own story! Bring it to school to share with your class.

<http://www.pobble365.com/>

Mathematics:

- Click on the WRM link, go to the lesson for each day, watch the video with your child and then have a go at solving the problems.
- Continue to practise your number facts each day for 10-20 minutes [Daily Arithmetic Maths Frame](#)
- Practise Maths and access past SATs papers [Reasoning and Problem Solving](#)
- Solve a maths problem and submit your solution! <https://nrich.maths.org/>

Revision and learning interesting facts:

- Use BBC Bitesize to help with your homework, revision and learning. Find free videos, step-by-step guides, activities and quizzes by level and subject.

<https://www.bbc.co.uk/bitesize/levels/zbr9wmn>

- Watch CBBCNewsround and discuss current affairs.

[CBBCNewsround](#)

- Learn a poem and perform it to an audience. Write your own poem!

[Poetry4kids](#)