











KS1 – Year Two

Learning Timetable - Suggested Timings and Ideas of What to Do with your child

Morning			Afternoon					
Compulsory Learning			Recommended Learning			Optional		
Monday	<p>8:30-9:30 Registration Email your teacher 'Good Morning'</p> <p>Work out with Joe</p>	<p>Maths Click on the link below. (Then click on Summer Wk 8) Watch the video and solve the problems. Lesson 1 - 2D Shapes</p> <p>Worksheets Answers</p>	Break Time	<p>English-History Lesson 1 - Victorian Law</p>	Lunch Time	<p>Reading to an Adult Oxford Owl Ebooks</p>	<p>Click on the link to practise</p>  <p>Lesson 1 - Conjunctions</p>	<p>This week we celebrate London Maths Week!</p>  <p>Click on the link below and have a go at solving the problem each day. Tower Challenge</p>
Tuesday	<p>8:30-9:30 Registration Email your teacher 'Good Morning'</p> <p>Work out with Joe</p>	<p>Maths Click on the link. (Then click on Summer Wk8) Watch the video and solve the problems. Lesson 2 - 3D Shapes</p> <p>Worksheets Answers</p>	Break Time	<p>English-History Lesson 2 - Victorian Timeline</p>	Lunch Time	<p>Reading to an Adult Oxford Owl Ebooks</p>	<p>Click on the link to practise</p>  <p>Lesson 2 - Conjunctions Continued</p>	<p></p> <p>More Maths!</p>
Wednesday	<p>8:30-9:30 Registration Email your teacher 'Good Morning'</p> <p>Work out with Joe</p>	<p>Maths Click on the link. (Then click on Summer Wk8) Watch the video and solve the problems. Lesson 3 - Sorting 2D and 3D Shapes</p> <p>Worksheets Answers</p>	Break Time	<p>English-History Lesson 3 - The Great Exhibition</p>	Lunch Time	<p>Reading to an Adult Oxford Owl Ebooks</p>	<p>Click on the link to practise</p>  <p>Lesson 3 - Use your own Conjunctions</p>	<p></p> <p>Multiple Monsters</p>

Thursday	<p>8:30-9:30 Registration Email your teacher 'Good Morning'</p> <p>Work out with Joe</p>	<p>Maths Click on the link. (Then click on Summer Wk 8) Watch the video and solve the problems. Lesson 4 - Patterns with 2D and 3D Shapes</p> <p>Worksheets Answers</p>	Break Time	<p>English – History Lesson 4 - Showing Gratitude</p>	Lunch Time	Reading to an Adult Oxford Owl Ebooks	Click on the link to practise	 <p>Lesson 4 - Free Write using Conjunctions</p>	 <p>Bottle Top Shapes</p>
Friday	<p>8:30-9:30 Registration Email your teacher 'Good Morning'</p> <p>Work out with Joe</p>	<p>Maths Click on the link. (Then click on Summer Wk8) Watch the video and solve the problems. Lesson 5 - Friday Challenge!</p>	Break Time	<p>English Practise five/ten spellings from your list in your school planner and aim to include them in your writing in Pobble Don't forget to use cursive writing!</p>	Lunch Time	Reading to an Adult Oxford Owl Ebooks	Click on the link to practise	 <p>Lesson 5 - End of Week Quiz</p>	 <p>Mixed Up Socks</p>

Additional Learning Resources that families may want to engage with:

Oxford Owl for reading, spelling and maths:

- Time to read! Why not read one of the e-books from the book library. Log in to choose a book. You can read a wider range of books and select one for your age band or challenge yourself with one above. **Use the log in and password details sent via parent mail.** There is also extra spelling and grammar practice too!

Click: <https://www.oxfordowl.co.uk/>

- Select log in

- When the website opens, select "My class login"



Enter username and password and choose from options available to read an e-book

- Practise spellings! To access the spellings please click the link below and then follow these steps.

Click: <https://www.oxfordowl.co.uk/> and then click

- My Class Login.
- Read, Write Inc Spelling
- Extra Practice Zone
- Year Group
- Click on 'Activity' to open up a spelling rule. Practise one spelling rule each time.

Pobble 365 - for Creative writing:

- Why not escape from your daily routine and immerse yourself into an imaginary world! Use the fantastic pictures in the Pobble 365 link below to write your own story! Bring it to school to share with your class.

<http://www.pobble365.com/>

Mathematics:

- Click on the WRM link, go to the lesson for each day, watch the video with your child and then have a go at solving the problems.
- Continue to practise your number facts each day for 10-20 minutes [Daily Arithmetic Maths Frame](#)
- Practise Maths and access past SATs papers [Reasoning and Problem Solving](#)
- Solve a maths problem and submit your solution! <https://nrich.maths.org/>

Revision and learning interesting facts:

- Use BBC Bitesize to help with your homework, revision and learning. Find free videos, step-by-step guides, activities and quizzes by level and subject.

<https://www.bbc.co.uk/bitesize/levels/zbr9wmn>

- Watch CBBCNewsround and discuss current affairs.

[CBBCNewsround](#)

- Learn a poem and perform it to an audience. Write your own poem!

[Poetry4kids](#)