






UKS2 – Year Six								
Learning Timetable - Suggested Timings and Ideas of What to Do with your child								
Morning					Afternoon			
Compulsory Learning							Recommended Learning	Optional
Monday	<b>8:30-9:30</b> <b>Registration</b> Email your teacher 'Good Morning'  <a href="#">Ms Kantor and Year Six!</a>	<b>Maths</b> Click on the link below. <b>(Then click on Summer Wk 9)</b> Watch the video and solve the problems. <a href="#">Lesson 1 - Area and Perimeter</a>  <a href="#">Worksheets</a> <a href="#">Answers</a>	Break Time	<b>English-Science</b>  <a href="#">Lesson 9 - Shadows</a>	Lunch Time	Reading to an Adult <a href="#">Oxford Owl Ebooks</a>	Click on the link to practise    <a href="#">Lesson 1</a>	<b>PE Challenge!</b> If you've joined in with this morning's PE lesson, why not have a go at making your own fitness video? Get others to join in and mail it to school labelled Lockdown Sports Video. We can't wait to see it!
Tuesday	<b>8:30-9:30</b> <b>Registration</b> Email your teacher 'Good Morning'  <a href="#">Sporty Lockdown Ideas with Ms Kantor and Kevin!</a>	<b>Maths</b> Click on the link. <b>(Then click on Summer Wk 9)</b> Watch the video and solve the problems. <a href="#">Lesson 2 - Area of Triangles</a>  <a href="#">Worksheets</a> <a href="#">Answers</a>	Break Time	<b>English-Science</b>  <a href="#">Lesson 10 - Changing Shadows</a>	Lunch Time	Reading to an Adult <a href="#">Oxford Owl Ebooks</a>	Click on the link to practise    <a href="#">Lesson 2</a>	<a href="#">French with Ms Cheralu!</a>
Wednesday	<b>8:30-9:30</b> <b>Registration</b> Email your teacher 'Good Morning'  <a href="#">Kick Ups with Kevin</a>	<b>Maths</b> Click on the link. <b>(Then click on Summer Wk 9)</b> Watch the video and solve the problems. <a href="#">Lesson 3 - Area of Parallelograms</a>  <a href="#">Worksheets</a> <a href="#">Answers</a>	Break Time	<b>English-Science</b>  <a href="#">Lesson 11 - Interpreting Data</a>	Lunch Time	Reading to an Adult <a href="#">Oxford Owl Ebooks</a>	Click on the link to practise    <a href="#">Lesson 3</a>	<a href="#">Music with Mr Williams!</a>  <a href="#">Sing Along with the Power in Me</a>

Thursday	<p><b>8:30-9:30 Registration</b> Email your teacher 'Good Morning'</p> <p><a href="#">Work out with Joe</a></p>	<p><b>Maths</b> Click on the link. <b>(Then click on Summer Wk 9)</b> Watch the video and solve the problems. <a href="#">Lesson 4 - Volume of Cuboids</a></p> <p><a href="#">Worksheets</a> <a href="#">Answers</a></p>	Break Time	<p><b>English- Science</b> <a href="#">Lesson 12 - Revision</a></p>	Lunch Time	<p>Reading to an Adult <a href="#">Oxford Owl Ebooks</a></p>	<p>Click on the link to practise</p>  <p><a href="#">Lesson 4</a></p>	<p>Finding the weather too hot? Need to cool down? Design your own summer ice lolly using only healthy ingredients. Send us a photo of your results!</p>
Friday	<p><b>8:30-9:30 Registration</b> Email your teacher 'Good Morning'</p> <p><a href="#">Work out with Joe</a></p>	<p><b>Maths</b> Click on the link. <b>(Then click on Summer Wk9)</b> Watch the video and solve the problems. <a href="#">Lesson 5 - Friday Challenge!</a></p>	Break Time	<p><b>Transition Project</b> <a href="#">Opportunities</a></p>	Lunch Time	<p>Reading to an Adult <a href="#">Oxford Owl Ebooks</a></p>	<p>Click on the link to practise</p>  <p><a href="#">Lesson 5</a></p> <p><a href="#">Year Five and Six Spellings</a> Practise ten spellings from your list and write them out in sentences using your neatest, cursive writing.</p> <p>Click on the link below and get creative with your writing! <a href="#">Pobble</a></p>	<p>Missed hanging out with your friends? Plan a menu for a picnic that you will eat when you are back together. Work out the budget. Make the food and test it out on your family. Enjoy your meal outside. Send us a photo. We would love to see it!</p>

## Additional Learning Resources that families may want to engage with:

### Oxford Owl for reading, spelling and maths:

- Time to read! Why not read one of the e-books from the book library. Log in to choose a book. You can read a wider range of books and select one for your age band or challenge yourself with one above. **Use the log in and password details sent via parent mail.** There is also extra spelling and grammar practice too!

Click: <https://www.oxfordowl.co.uk/>

- Select log in

- When the website opens, select "My class login"



Enter username and password and choose from options available to read an e-book

- Practise spellings! To access the spellings please click the link below and then follow these steps.

Click: <https://www.oxfordowl.co.uk/> and then click

- My Class Login.
- Read, Write Inc Spelling
- Extra Practice Zone
- Year Group
- Click on 'Activity' to open up a spelling rule. Practise one spelling rule each time.

### Pobble 365 - for Creative writing:

- Why not escape from your daily routine and immerse yourself into an imaginary world! Use the fantastic pictures in the Pobble 365 link below to write your own story! Bring it to school to share with your class.

<http://www.pobble365.com/>

## **Mathematics:**

- Click on the WRM link, go to the lesson for each day, watch the video with your child and then have a go at solving the problems.
- Continue to practise your number facts each day for 10-20 minutes [Daily Arithmetic Maths Frame](#)
- Practise Maths and access past SATs papers [Reasoning and Problem Solving](#)
- Solve a maths problem and submit your solution! <https://nrich.maths.org/>
- 

## **Revision and learning interesting facts:**

- Use BBC Bitesize to help with your homework, revision and learning. Find free videos, step-by-step guides, activities and quizzes by level and subject.  
<https://www.bbc.co.uk/bitesize/levels/zbr9wmn>
- Watch CBBCNewsround and discuss current affairs.

[CBBCNewsround](#)

- Learn a poem and perform it to an audience. Write your own poem!

[Poetry4kids](#)