







EYFS Suggested Timetable Summer 2, WEEK 7: 13-07-2020

	Morning – Compulsory					12-1pm	Afternoon – Recommended	Optional		
Monday	<p>8:30-9:30 Registration Email your teacher 'Good Morning!'</p> <p>Get ready for learning-Exercise time!</p> <p>Work out with Ms Kantor and Year Six!</p>	<p>Maths Topic: Number Lesson 1 - Count in 2s</p>	<p>Literacy and Understanding of the world</p> <p>Book: When the Bees Buzzed Off! Lesson 1</p>	<p>Healthy snack time</p> <p>Topic: Crickets</p> <p>Crickets are insects.</p> <p>Insects have six legs and three main body parts. Most insects have wings.</p> <p>Click here to find out about crickets.</p> <p>Click here to listen to a story about a cricket!</p>	<p>Phonics Read Write Inc YouTube Channel</p> <p>How to say the phonic sounds</p> <ol style="list-style-type: none"> Say the new sound Write some words with that sound in Write some sentences using those words, and some red words <p>Look at the times for coverage of sounds in the box below.</p> <ol style="list-style-type: none"> (say) <i>ow</i> – <i>brown cow</i> (sound out and write): Town, brown, cow, how, shower, frown, down. <p>(Write):</p> <ol style="list-style-type: none"> Turn that frown upside down! I am going to town. I need a shower, to cool down. How are you? <p>Click here to practise red words.</p>	<p>Reading with an Adult</p> <p>Read using these books: Read Write Inc E-book</p> <p>Read the book: Skateboard Sid</p> <p>If your child reads a sentence too slowly, encourage them to reread the sentence.</p>	Lunch Time and free play	<p>Maths Meeting</p> <p>Days of the week song. What day is it? Days of the week</p> <p>Months of the year song. What month is it?</p> <p>What is the weather like today?</p> <p>What is the season?</p> <p>Recap simple shapes.</p> <p>Count from 0-20 and back from 20-0.</p>	<p>Independent learning activities - creative activities</p> <p>Make your own clothes peg cricket, like the one below.</p> <p>You will need:</p> <ul style="list-style-type: none"> - a clothes peg - some coloured pipe cleaners. - glue - a black marker pen to draw the eyes.  <p>Music with Mr Williams!</p> <p>Power in Me Song</p>	<p>Story Time and Songs</p> <p>Storyline</p>

	Morning – Compulsory					12-1pm	Afternoon –Recommended	Optional		
Tuesday	<p>8:30-9:30 Registration Email your teacher 'Good Morning!'</p> <p>Get ready for learning-Exercise time!</p> <p>Work out with Ms Kantor and Year Six - Part 2</p>	<p>Maths Topic: Number</p> <p>Lesson 2 - Count in 5s</p>	<p>Literacy and Understanding of the world</p> <p>Book: When the Bees Buzzed Off!</p> <p>Lesson 2</p>	<p>Healthy snack time</p> <p>Topic: Ladybirds</p> <p>Ladybirds are insects.</p> <p>Click here to learn some facts about ladybirds.</p> <p>Click here to listen to a story about a ladybirds!</p>	<p>Phonics</p> <p>Read Write Inc YouTube Channel</p> <p>How to say the phonic sounds</p> <ol style="list-style-type: none"> Say the new sound Write some words with that sound in Write some sentences using those words, and some red words <p>Look at the times for coverage of sounds in the box below.</p> <ol style="list-style-type: none"> (say) <i>ai - snail in the rain</i> (sound out and write): pain, stain, rain, paint, faint, wait (Write): a) Wait for me! b) My leg is in a lot of pain. c) The red paint stained my top. d) I dare you to jump ten times. <p>Click here to practise red words.</p>	<p>Reading with an Adult</p> <p>Read using these books: Read Write Inc E-book</p> <p>Reread the ebook: Skateboard Sid</p> <p>Your child should read this with greater speed and accuracy.</p> <p>Go through the questions to talk about and the star checklist on the final pages.</p>	Lunch Time and free play	<p>Maths Meeting</p> <p>Days of the week song. What day is it?</p> <p>Days of the week</p> <p>Months of the year song. What month is it?</p> <p>What is the weather like today?</p> <p>What is the season?</p> <p>Recap simple shapes.</p> <p>Count from 0-20 and back from 20-0.</p>	<p>Independent learning activities - creative activities</p> <p>Make your own ladybird, like the one below.</p> <p>Click here to learn how to make a paper plate ladybird like the one below.</p>  <p>Music with Mr Williams!</p> <p>Big Life Song</p>	<p>Story Time and Songs</p> <p>Storyline</p>

	Morning – Compulsory					12-1pm	Afternoon – Recommended	Optional		
Wednesday	<p>8:30-9:30 Registration Email your teacher 'Good Morning!'</p> <p>Get ready for learning-Exercise time!</p> <p>Here's one for all the mums and dads out there!</p> <p>Energising Yoga with Ms Kantor</p>	<p>Maths</p> <p>Topic: Number</p> <p>Lesson 3 - Count in 10s</p>	<p>Literacy and Understanding of the world</p> <p>Book: When the Bees Buzzed Off!</p> <p>Lesson 3</p>	<p>Healthy snack time</p> <p>Topic: Spiders</p> <p>Click here to listen to a story about a spider!</p> <p>Even though spiders look like insects, they are not! They belong to the arachnid family of creatures.</p> <p>Arachnids are creatures with two body segments, eight legs, no wings or antennae and they are not able to chew.</p> <p>Click here to learn some interesting facts about spiders!</p>	<p>Phonics</p> <p>Read Write Inc YouTube Channel</p> <p>How to say the phonic sounds</p> <ol style="list-style-type: none"> 1. Say the new sound 2. Write some words with that sound in 3. Write some sentences using those words, and some red words <p>Look at the times for coverage of sounds in the box below.</p> <ol style="list-style-type: none"> 1. (say) <i>oa - goat in a boat.</i> 2. Sound out and write: Boat, float, goat, coat, poach, toast, throat, goal. 3. Write: <ol style="list-style-type: none"> a) Put your coat on! b) My throat is in pain. c) I like poached egg with toast. d) I scored a goal. e) The boat floats in water. 	<p>Reading with an Adult</p> <p>Read using these books: Read Write Inc E-book</p> <p>Read: Will's net</p> <p>If they reads a sentence too slowly, encourage to reread the sentence.</p>	Lunch Time and free play	<p>Maths Meeting</p> <p>Days of the week song. Days of the week What day is it?</p> <p>Months of the year song. What month is it?</p> <p>What is the weather like today?</p> <p>What is the season?</p> <p>Recap simple shapes.</p> <p>Count from 0-20 and back from 20-0.</p>	<p>Independent learning activities - creative activities</p> <p>Make your own spider, like the one below.</p> <p>Click here to learn how to make a foil spider.</p>   	<p>Story Time and Songs</p> <p>Storyline</p>

	Morning – Compulsory						12-1pm	Afternoon – Recommended		Optional
Thursday	<p>8:30-9:30 Registration Email your teacher 'Good Morning!'</p> <p>Get ready for learning-Exercise time!</p> <p>Cosmic Kids Yoga</p>	<p>Maths Topic: Number Lesson 4 - Count in 2s, 5s and 10s</p>	<p>Literacy and Understanding of the world</p> <p>Book: <i>When the Bees Buzzed Off!</i> Lesson 4</p>	<p>Healthy snack time</p> <p>Topic: Dragonflies</p> <p>Dragonflies are insects.</p> <p>Click here to learn some interesting dragonfly facts.</p> <p>What did you learn? Tell your adult some interesting dragonfly facts!</p> <p>Click here to listen to a story about dragonflies.</p>	<p>Phonics</p> <p>Read Write Inc YouTube Channel</p> <p>How to say the phonic sounds</p> <ol style="list-style-type: none"> Say the new sound Write some words with that sound in Write some sentences using those words, and some red words <p>Look at the times for coverage of sounds in the box below.</p> <ol style="list-style-type: none"> (say) <i>aw - yawn at dawn</i> Sound out and write: Yawn, dawn, prawn, draw, flaw, crawl, straw Write: <ol style="list-style-type: none"> At night, I yawn. Look at the baby crawl! I drink with a straw. 	<p>Reading with an Adult</p> <p>Read using these books: Read Write Inc E-book</p> <p>Reread the ebook: Will's net</p> <p>Your child should read this with greater speed and accuracy.</p> <p>Go through the questions and the star checklist on the final page.</p>	Lunch Time and free play	<p>Maths Meeting</p> <p>What did you do this morning? - Watch the video and talk about it</p> <p>What day is it today?</p> <p>What did you do yesterday?</p> <p>What are you going to do tomorrow?</p> <p>Draw a picture of what did you do today.</p>	<p>Independent learning activities - creative activities</p> <p>Paint your own dragonfly, like the ones below.</p>  	<p>Story Time and Songs</p> <p>Storyline</p>



























					d) I like to draw when I am bored.					
	Morning – Compulsory						12-1pm	Afternoon – Recommended		Optional
Friday	<p>8:30-9:30 Registration Email your teacher 'Good Morning!'</p> <p>Tennis with Ms Kantor and Kevin</p>	<p>Maths</p> <p>Lesson 5 - Revision</p>	<p>Literacy and Understanding of the world</p> <p>Book: <i>When the Bees Buzzed Off!</i></p> <p>Lesson 5</p>	<p>Healthy snack time</p> <p>Topic: Beetles</p> <p>Click here to find out about beetles.</p>	<p>Phonics</p> <p>Read Write Inc YouTube Channel</p> <p>How to say the phonic sounds</p> <p>1. Say the new sounds. 2. Write some words with those sound in. 3. Write some sentences using those words, and some red words.</p> <p>Look at the times for coverage of sounds in the box below.</p> <p>1. (say) <i>ow</i> - <i>brown cow</i> 2. (say) <i>ai</i> - <i>snail in the rain</i> 3. (say) <i>oa</i> - <i>goat in a boat</i> 4. (say) <i>aw</i> - <i>yawn at dawn</i></p>	<p>Reading with an Adult</p> <p>Read using these books: Log In Oxford Owl</p> <p>Choose a book to read together.</p>	Lunch Time and free play	<p>Maths Meeting</p> <p>Days of the week song. What day is it?</p> <p>Months of the year song. What month is it?</p> <p>What is the weather like today?</p> <p>What is the season?</p> <p>Recap simple shapes.</p> <p>Count from 0-20 and back from 20-0.</p>	<p>Independent learning activities</p> <p>Creative activities</p> <p>Have a picnic in your garden.</p> <p>Listen to the sounds all around you. What can you hear? Are birds chirping? Are bees buzzing?</p> <p>Look all around you. What can you see?</p> <p>Go on an insect hunt - don't forget to look under leaves and logs. How many bugs did you spot?</p> <p>What type of trees are growing in your garden? Collect any leaves that have fallen. Describe the shapes and colours. How are they similar? How are they different?</p>	<p>Story Time and Songs</p> <p>Storyline</p>

					<p>2. (sound out and write): Cow, paint, toast, prawn (Write): a) The cow eats grass. b) I paint my nails pink. c) I am eating beans on toast. d) Prawns are tasty!</p>					
--	--	--	--	--	---	--	--	--	--	--

RWInc Ruth Miskin YouTube :

https://www.youtube.com/channel/UCo7fbLgY2oA_cFCI9GdxtQ

Set 1	Time (AM)
Speed Sounds	9.30
Word Time	9.45
Spelling	10.00
Set 2	
Speed Sounds and Word Time	10.00
Spelling	10.15
Set 3	
Speed Sounds and Word Time	10.30
Spelling	10.45
	Time (PM)
Storytime with Nick (Mon, Wed, Fri)	2.00

Letter formation: Say the rhyme as you right the sound-
Whoosh -Around the apple down the leaf- **off we go and write**
a (should be pre-cursive as in the image shown)

